



Swagelok Tube Fittings and Adapters Price List :

Material and Size	Price Per Unit (INR)
Swagelok Adapter, Dn16 To Pipe 1/4 (6.35mm) With 2-Ferrul-Fitting, Stainless Steel 316L	2,444
Swagelok 1/4 SS304	1,761
End Cap, Vcr, Swagelok Ss 304L	549
Swagelok 3/4 Union SS304	4,554
Swagelok 3/4 Tee X 1/2 Ss 304	2,168
Fitting ,3/8x1/4,Npt.2507,Swagelok SS316	23,906
Swagelok Adapter Dn16 To Pipe 1/4 (6.35mm) With 2-Ferrule-Fitting Stainless Steel 304L	2,407
Check Valve, 1/4 In. Swagelok Tube Fitting, 10 Psig (0.69 Bar) SS-304	3,570
Tube, 1 In, Female Nut, Swagelok Fitting Ss 316	7,253
Swagelok Compression Fitting-SS 316	517

Swagelok Fractional Carbon Steel Tube Fittings Pressure Ratings :

Tube OD in.	Tube Wall Thickness, in.														Swagelok Fitting Series
	0.020	0.028	0.035	0.049	0.065	0.083	0.095	0.109	0.120	0.134	0.148	0.165	0.180	0.220	
	Working Pressure, psig Note: For gas service, select a tube wall thickness outside of the shaded area. (See Gas Service, page 2.)														
1/16	9700														100
1/8		8000	10 200												200
3/16		5100	6 600	9600											300
1/4		3700	4 800	7000	9600										400
5/16			3 700	5500	7500										500
3/8			3 100	4500	6200										600
1/2			2 300	3200	4500	5900									810
5/8			1 800	2600	3500	4600	5300								1010
3/4				2100	2900	3700	4300	5100							1210
7/8				1800	2400	3200	3700	4300							1410
1				1500	2100	2700	3200	3700	4100						1610
1 1/4					1600	2100	2500	2900	3200	3600	4000	4600	5000		2000
1 1/2						1800	2000	2400	2600	2900	3300	3700	4100	5100	2400
2							1500	1700	1900	2100	2400	2700	3000	3700	3200



Swagelok Metric Carbon Steel Tube Fittings Pressure Ratings :

Tube OD mm	Tube Wall Thickness, mm													Swagelok Fitting Series
	0.8	1.0	1.2	1.5	1.8	2.0	2.2	2.5	2.8	3.0	3.5	4.0	4.5	
	Working Pressure, bar Note: For gas service, select a tube wall thickness outside of the shaded area. (See Gas Service, page 2.)													
3	630	790												3M0
6	290	370	460	590										6M0
8		270	330	430										8M0
10		210	260	330										10M0
12		170	210	270	330	380	420							12M0
14		150	180	230	280	320	350							14M0
15		140	170	210	260	290	330							15M0
16		130	150	200	240	270	300	350						16M0
18			140	170	210	240	270	310						18M0
20			120	160	190	210	240	270	310					20M0
22			110	140	170	190	210	240	280					22M0
25			100	120	150	170	180	210	240	260				25M0
28						150	160	190	210	230	270			28M0
30						140	150	170	200	210	250			30M0
32						130	140	160	180	200	230	270		32M0
38							120	130	150	160	190	230	260	38M0

Swagelok Fractional Copper Tube Fittings Pressure Ratings :

Tube OD in.	Tube Wall Thickness, in.											Swagelok Fitting Series
	0.020	0.028	0.030	0.035	0.049	0.065	0.083	0.095	0.109	0.120	0.134	
	Working Pressure, psig Note: For gas service, select a tube wall thickness outside of the shaded area. (See Gas Service, page 2.)											
1/16	3600 ^①											100
1/8		2700	3000	3600								200
3/16		1800	1900	2300	3400							300
1/4		1300	1400	1600	2500	3500						400
5/16				1300	1900	2700						500
3/8				1000	1600	2200						600
1/2				800	1100	1600	2100					810
5/8					900	1200	1600	1900				1010
3/4					700	1000	1300	1500	1800			1210
7/8					600	800	1100	1300	1500			1410
1					500	700	900	1100	1300	1500		1610
1 1/8						600	800	1000	1100	1300	1400	1810



Swagelok Copper Tube Fittings Pressure Ratings :

Tube OD mm	Tube Wall Thickness, mm										Swagelok Fitting Series
	0.8	1.0	1.2	1.5	1.8	2.0	2.2	2.5	2.8	3.0	
	Working Pressure, bar Note: For gas service, select a tube wall thickness outside of the shaded area. (See Gas Service, page 2.)										
2	220 ^①										2M0
3	200										3M0
4	140	200									4M0
6	110	140	170	220							6M0
8		100	120	160							8M0
10		80	100	130							10M0
12		60	80	100	130	140					12M0
14		50	60	90	110	120					14M0
15			60	80	100	110	120				15M0
16				70	90	100	110	120			16M0
18				60	80	90	100	110			18M0
20				60	70	80	90	100	110		20M0
22				50	60	70	80	90	100		22M0
25				40	50	60	70	80	90	100	25M0
28					40	50	60	70	80	90	28M0

Swagelok Fractional Alloy C-276 Tube Fittings Pressure Ratings :

Tube OD in.	Tube Wall Thickness, in.							Swagelok Fitting Series
	0.020	0.028	0.035	0.049	0.065	0.083	0.095	
	Working Pressure, psig Note: For gas service, select a tube wall thickness outside of the shaded area. (See Gas Service, page 2.)							
1/16	10 200 ^①							100
1/8		8500	10 200 ^①					200
3/16		5400	7 000	10 200				300
1/4		4000	5 100	7 500	10 200			400
5/16			4 000	5 800	7 800			500
3/8			3 300	4 800	6 500			600
1/2			2 600	3 700	5 100			810
3/4				3 300	3 900 ^①			1230 ^②
1					2 400	3100	3500 ^①	1630 ^②



Swagelok 2507 Super Duplex Tube Fittings Pressure Ratings :

Tube OD in.	Tube Wall Thickness, in.					Swagelok Fitting Series
	0.035	0.049	0.065	0.083	0.095	
	Working Pressure, psig Note: For gas service, select a tube wall thickness outside of the shaded area. (See Gas Service, page 2.)					
1/4	10 000	15 000 ^①				400
3/8	6 500	10 100 ^①	12 700			600
1/2	5 000	7 200	10 100 ^①	12 900		810
5/8		5 800	7 600	10 100		1010
3/4		4 700	6 300	8 500 ^①	10 000 ^①	1210

Swagelok Metric Alloy 6Mo Tube Fittings Pressure Ratings :

Tube OD mm	Tube Wall Thickness, mm								Swagelok Fitting Series
	0.8	1.0	1.2	1.5	1.8	2.0	2.2	2.5	
	Working Pressure, bar								
6	430	580	740	980					6M0
8		420	530	710					8M0
10		330	420	550	700	790			10M0
12		270	340	450	570	650			12M0
14		210	270	365 ^①	365 ^①				14M0
15		200	250	340	365 ^①	365 ^①			15M0
16			240	320	365 ^①	365 ^①			16M0
18			210	280	350	365 ^①			18M0
20			190	250	310	310 ^①			20M0
22			170	220	280	310 ^①	310 ^①		22M0
25					250	280	310	310 ^①	25M0

Swagelok BSP Tube Fittings Specifications :

Pressure Ratings	Up to 11 000 psig (757 bar)
Materials of construction	Including stainless steel and other materials optimized for strength, corrosion-resistance, weldability and ductility
End Connections	
Types	NPT, ISO/BP, SAE/MS, AN, weld ends, port connectors, sanitary flanges, tube adapters
Sizes	1/16 to 2 in.; 2 to 50 mm

We are a stocking distributor of Swagelok tube fittings and recently supplied in Saudi Arabia, UAE, Canada, Australia, Malaysia, and the Philippines. Contact Oshwin for a complete stock list.

Swagelok Tube Compression Fittings Price in India :

Stainless Steel 316 Swagelok Tube Adapter

Product	Size	UAE (Dirham)	KSA (Saudi Riyal)	Philippines (peso)	Malaysian Ringgit	Canadian \$	US (\$)	Indian (INR)
Ferrule	1/4 in	8.15	8.33	106.86	9.02	2.82	\$2.22	163.69
Ferrule	3/8 in	10.03	10.24	131.41	11.09	3.47	\$2.73	201.29
Ferrule	3/8 in	9.40	9.60	123.23	10.40	3.26	\$2.56	188.76
Ferrule	1/2 in	14.47	14.78	189.65	16.01	5.01	\$3.94	290.51
Ferrule	5/8 in	17.12	17.48	224.31	18.94	5.93	\$4.66	343.60
Adapter	1/2 in	163.45	166.91	2142.01	180.85	56.59	\$44.50	3281.13
Adapter	3/4 in	165.28	168.79	2166.07	182.88	57.23	\$45.00	3318.00
Adapter	3/4 in	209.36	213.80	2743.69	231.65	72.49	\$57.00	4202.80
Adapter	3/8 in	106.52	108.78	1395.91	117.86	36.88	\$29.00	2138.26
Adapter	1/2 in	80.81	82.52	1058.97	89.41	27.98	\$22.00	1622.13

Stainless Steel 316 Swagelok Port Connector :

Product	Tube Size	Pipe Size	Price
Connector	1/4 in	1/4 in	\$22.84
Connector	3/8 in	1/4 in	\$23.36
Connector	1/2 in	1/2 in	\$45.15
Connector	1/4 in	1/8 in	\$13.49
Connector	1/4 in	1/4 in	\$13.96

Stainless Steel 316 Swagelok Union :

Product	Size	Price
Bulkhead Union	1/4 in	\$31.50

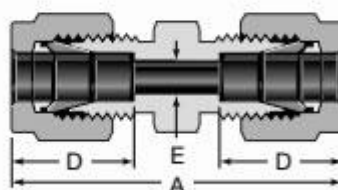


Bulkhead Union	3/8 in	\$46.50
Bulkhead Union	1/2 in	\$66.50
Bulkhead Union	3/4 in	\$111.50
Bulkhead Union	1/4 in	\$31.76

Swagelok Tube Fittings Dimensions :

Swagelok Union Dimensions:

Unions

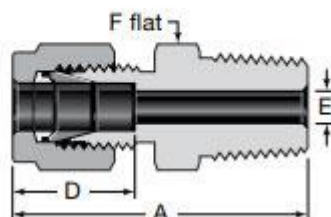


Tube OD	Basic Ordering Number	Dimensions			Tube OD	Basic Ordering Number	Dimensions		
		A	D	E			A	D	E
Dimensions, in.					Dimensions, mm				
1/16	-100-6	0.99	0.34	0.05	2	-2M0-6	35.6	12.9	1.7
1/8	-200-6	1.40	0.50	0.09	3	-3M0-6	35.3		2.4
3/16	-300-6	1.47	0.54	0.12	4	-4M0-6	37.3	13.7	4.8
1/4	-400-6	1.61	0.60	0.19	6	-6M0-6	41.0	15.3	6.4
5/16	-500-6	1.69	0.64	0.25	8	-8M0-6	43.2	16.2	7.9
3/8	-600-6	1.77	0.66	0.28	10	-10M0-6	46.2	17.2	9.5
1/2	-810-6	2.02	0.90	0.41	12	-12M0-6	51.2	22.8	11.1
1/2	-810-6-0030 ^①	4.30	—	0.50	14	-14M0-6	52.0	24.4	11.9
5/8	-1010-6	2.05	0.96		15	-15M0-6			12.7
3/4	-1210-6	2.11		0.62	16	-16M0-6			15.1
7/8	-1410-6	2.17	1.02	0.72	18	-18M0-6			53.5
1	-1610-6	2.55	1.23	0.88	20	-20M0-6	55.0	26.0	18.3
1 1/8	B-1810-6			0.97	22	-22M0-6	65.0	31.3	21.8
1 1/4	-2000-6	3.63	1.62	1.09	25	-25M0-6	85.0	36.6	
1 1/2	-2400-6	4.25	1.97	1.34	28	-28M0-6	65.4	31.6	24.6
2	-3200-6	5.88	2.66	1.81		B-28M0-6			



Male Connector Swagelok Dimensions:

Male Connectors



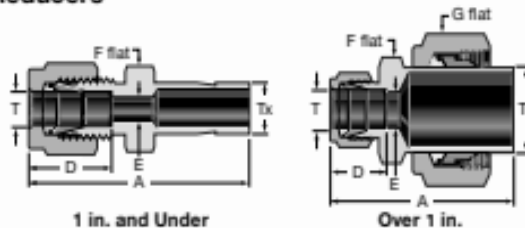
Tube OD	NPT Size	Basic Ordering Number	Dimensions			
			A	D	E ^①	F
Dimensions, in.						
1/16	1/16	-100-1-1	0.94	0.34	0.05	5/16
	1/8	-100-1-2	1.03			7/16
	1/4	-100-1-4	1.22			9/16
1/8	1/16	-200-1-1	1.17	0.50	0.09	7/16
	1/8	-200-1-2	1.20			7/16
	1/4	-200-1-4	1.40			9/16
	3/8	-200-1-6	1.41			11/16
	1/2	-200-1-8	1.66			7/8
3/16	1/8	-300-1-2	1.23	0.54	0.12	7/16
	1/4	-300-1-4	1.43			9/16
1/4	1/16	-400-1-1	1.29	0.60	0.12	1/2
	1/8	-400-1-2	1.29		0.19	1/2
	1/4	-400-1-4	1.49		0.19	9/16
	3/8	-400-1-6	1.51		0.19	11/16
	1/2	-400-1-8	1.76		0.19	7/8
	3/4	-400-1-12	1.82		0.19	1 1/16
5/16	1/8	-500-1-2	1.34	0.64	0.19	9/16
	1/4	-500-1-4	1.52		0.25	9/16
	3/8	-500-1-6	1.54		0.25	11/16
3/8	1/8	-600-1-2	1.39	0.66	0.19	5/8
	1/4	-600-1-4	1.57		0.28	5/8
	3/8	-600-1-6	1.57		0.28	11/16
	1/2	-600-1-8	1.82		0.28	7/8
	3/4	-600-1-12	1.88		0.28	1 1/16
	1	-600-1-16	2.14		0.28	1 3/8
1/2	1/8	-810-1-2	1.53	0.90	0.19	13/16
	1/4	-810-1-4	1.71		0.28	13/16
	3/8	-810-1-6	1.71		0.38	13/16
	1/2	-810-1-8	1.93		0.41	7/8
	3/4	-810-1-12	1.99		0.41	1 1/16
	1	-810-1-16	2.25		0.41	1 3/8
5/8	1/4	-1010-1-4	1.74	0.96	0.28	15/16
	3/8	-1010-1-6	1.74		0.38	15/16
	1/2	-1010-1-8	1.93		0.47	15/16
	3/4	-1010-1-12	1.99		0.50	1 1/16
3/4	3/8	-1210-1-6	1.80	0.96	0.41	1 1/16
	1/2	-1210-1-8	1.99		0.47	1 1/16
	3/4	-1210-1-12	1.99		0.62	1 1/16
	1	-1210-1-16	2.25		0.62	1 3/8
7/8	1/2	-1410-1-8	1.99	1.02	0.47	1 3/16
	3/4	-1410-1-12	1.99		0.62	1 3/16
	1	-1410-1-16	2.25		0.72	1 3/8
1	1/2	-1610-1-8	2.26	1.23	0.47	1 3/8
	3/4	-1610-1-12	2.26		0.62	
	1	-1610-1-16	2.45		0.88	
1 1/8	1	B-1810-1-16	2.45	1.23	0.88	1 5/8
1 1/4	1	-2000-1-16	3.04	1.62	0.88	1 3/4
	1 1/4	-2000-1-20	3.04		1.09	
1 1/2	1 1/2	-2400-1-24	3.50	1.97	1.34	2 1/8
2	2	-3200-1-32	4.47	2.66	1.81	2 3/4

Tube OD	NPT Size in.	Basic Ordering Number	Dimensions			
			A	D	E ^①	F
Dimensions, mm						
2	1/8	-2M0-1-2	30.5	12.9	1.7	12
	1/4	-2M0-1-4	35.6			14
3	1/8	-3M0-1-2	30.5	12.9	2.4	12
	1/4	-3M0-1-4	35.6			14
4	1/8	-4M0-1-2	31.2	13.7	2.4	12
	1/4	-4M0-1-4	36.3			14
6	1/8	-6M0-1-2	32.8	15.3	4.8	14
	1/4	-6M0-1-4	37.9			14
	3/8	-6M0-1-6	38.4			18
	1/2	-6M0-1-8	44.7			22
8	1/8	-8M0-1-2	34.2	16.2	4.8	15
	1/4	-8M0-1-4	38.7		6.4	15
	3/8	-8M0-1-6	39.3		6.4	18
	1/2	-8M0-1-8	45.6		6.4	22
10	1/8	-10M0-1-2	36.3	17.2	4.8	18
	1/4	-10M0-1-4	40.9		7.1	18
	3/8	-10M0-1-6	40.9		7.9	18
	1/2	-10M0-1-8	46.5		7.9	22
12	1/8	-12M0-1-2	38.8	22.8	4.8	22
	1/4	-12M0-1-4	43.4		7.1	22
	3/8	-12M0-1-6	43.4		9.5	22
	1/2	-12M0-1-8	49.0		9.5	22
14	1/4	-14M0-1-4	44.1	24.4	7.1	24
	3/8	-14M0-1-6	44.1		9.5	
	1/2	-14M0-1-8	49.0		11.1	
	3/4	-14M0-1-12	50.5		11.1	
15	1/2	-15M0-1-8	49.0	24.4	11.9	24
16	3/8	-16M0-1-6	44.1	24.4	9.5	24
	1/2	-16M0-1-8	49.0		11.9	24
	3/4	-16M0-1-12	50.5		12.7	27
18	1/2	-18M0-1-8	50.5	24.4	11.9	27
	3/4	-18M0-1-12	50.5		15.1	
20	1/2	-20M0-1-8	52.3	26.0	11.9	30
	3/4	-20M0-1-12	52.3		15.9	
22	3/4	-22M0-1-12	52.3	26.0	15.9	30
	1	-22M0-1-16	57.1		18.3	
	1 1/4	-22M0-1-20	57.1		18.3	
25	1/2	-25M0-1-8	57.5	31.3	11.9	35
	3/4	-25M0-1-12	57.5		15.9	
	1	-25M0-1-16	62.3		21.8	
28	1	-28M0-1-16	72.4	36.6	21.8	41
	1 1/4	-28M0-1-20	73.1		21.8	
	1 1/2	-28M0-1-24	73.1		21.8	
30	1	B-28M0-1-16	75.0	31.6	24.6	41
	1 1/4	B-28M0-1-20	77.3		24.6	
	1 1/2	B-28M0-1-24	77.3		24.6	
30	1 1/4	-30M0-1-20	77.2	39.6	26.2	46
32	1 1/4	-32M0-1-20	79.6	42.0	28.6	46
38	1 1/2	-38M0-1-24	91.6	49.4	33.7	55



Swagelok Reducer Dimensions :

Reducers



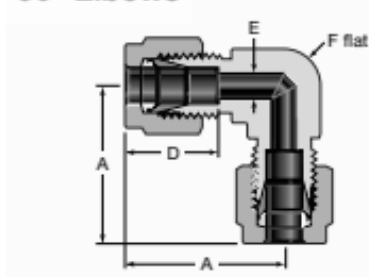
Tube OD		Basic Ordering Number	Dimensions			
T	Tx		A	D	E	F
Dimensions, mm						
2	3	-2M0-R-3M	33.5	12.9	1.7	12
3	4	-3M0-R-4M	35.0	12.9	2.4	12
	6	-3M0-R-6M	36.1			12
	10	-3M0-R-10M	38.4			14
4	6	-4M0-R-6M	37.1	13.7	2.4	12
6	3	-6M0-R-3M	36.9	15.3	1.9	14
	8	-6M0-R-8M	39.9		4.8	14
	10	-6M0-R-10M	40.7		4.8	14
	12	-6M0-R-12M	46.3		4.8	14
	18	-6M0-R-18M	49.6		4.8	22
8	6	-8M0-R-6M	40.3	16.2	4.1	15
	10	-8M0-R-10M	42.0		6.4	
	12	-8M0-R-12M	47.6		6.4	
10	6	-10M0-R-6M	42.4	17.2	4.1	18
	8	-10M0-R-8M	43.4		5.6	18
	12	-10M0-R-12M	49.8		7.9	18
	15	-10M0-R-15M	51.3		7.9	18
	18	-10M0-R-18M	51.3		7.9	22
12	6	-12M0-R-6M	44.9	22.8	4.1	22
	8	-12M0-R-8M	45.9		5.6	22
	10	-12M0-R-10M	46.7		7.1	22
	16	-12M0-R-16M	53.8		9.5	22
	18	-12M0-R-18M	53.8		9.5	22
	20	-12M0-R-20M	56.1		9.5	22
	22	-12M0-R-22M	56.1		9.5	24
	25	-12M0-R-25M	62.4		9.5	27
14	12	-14M0-R-12M	53.0	24.4	8.8	24
15	12	-15M0-R-12M	53.0	24.4	8.8	24
16	12	-16M0-R-12M	53.0	24.4	8.8	24
18	12	-18M0-R-12M	54.6	24.4	8.8	27
	16	-18M0-R-16M	56.1		12.0	
	20	-18M0-R-20M	57.6		15.1	
	22	-18M0-R-22M	57.6		15.1	
	25	-18M0-R-25M	62.4		15.1	
20	16	-20M0-R-16M	57.9	26.0	12.0	30
	18	-20M0-R-18M	57.9		13.9	
	22	-20M0-R-22M	59.4		15.9	
	25	-20M0-R-25M	64.2		15.9	
22	18	-22M0-R-18M	57.9	26.0	13.9	30
	20	-22M0-R-20M	59.4		15.5	
	25	-22M0-R-25M	64.2		18.3	
25	18	-25M0-R-18M	63.1	31.3	13.9	35
	20	-25M0-R-20M	64.6		15.5	

Tube OD		Basic Ordering Number	Dimensions			
T	Tx		A	D	E	F
Dimensions, mm						
2	3	-2M0-R-3M	33.5	12.9	1.7	12
3	4	-3M0-R-4M	35.0	12.9	2.4	12
	6	-3M0-R-6M	36.1			12
	10	-3M0-R-10M	38.4			14
4	6	-4M0-R-6M	37.1	13.7	2.4	12
6	3	-6M0-R-3M	36.9	15.3	1.9	14
	8	-6M0-R-8M	39.9		4.8	14
	10	-6M0-R-10M	40.7		4.8	14
	12	-6M0-R-12M	46.3		4.8	14
	18	-6M0-R-18M	49.6		4.8	22
8	6	-8M0-R-6M	40.3	16.2	4.1	15
	10	-8M0-R-10M	42.0		6.4	
	12	-8M0-R-12M	47.6		6.4	
10	6	-10M0-R-6M	42.4	17.2	4.1	18
	8	-10M0-R-8M	43.4		5.6	18
	12	-10M0-R-12M	49.8		7.9	18
	15	-10M0-R-15M	51.3		7.9	18
	18	-10M0-R-18M	51.3		7.9	22
12	6	-12M0-R-6M	44.9	22.8	4.1	22
	8	-12M0-R-8M	45.9		5.6	22
	10	-12M0-R-10M	46.7		7.1	22
	16	-12M0-R-16M	53.8		9.5	22
	18	-12M0-R-18M	53.8		9.5	22
	20	-12M0-R-20M	56.1		9.5	22
	22	-12M0-R-22M	56.1		9.5	24
	25	-12M0-R-25M	62.4		9.5	27
14	12	-14M0-R-12M	53.0	24.4	8.8	24
15	12	-15M0-R-12M	53.0	24.4	8.8	24
16	12	-16M0-R-12M	53.0	24.4	8.8	24
18	12	-18M0-R-12M	54.6	24.4	8.8	27
	16	-18M0-R-16M	56.1		12.0	
	20	-18M0-R-20M	57.6		15.1	
	22	-18M0-R-22M	57.6		15.1	
	25	-18M0-R-25M	62.4		15.1	
20	16	-20M0-R-16M	57.9	26.0	12.0	30
	18	-20M0-R-18M	57.9		13.9	
	22	-20M0-R-22M	59.4		15.9	
	25	-20M0-R-25M	64.2		15.9	
22	18	-22M0-R-18M	57.9	26.0	13.9	30
	20	-22M0-R-20M	59.4		15.5	
	25	-22M0-R-25M	64.2		18.3	
25	18	-25M0-R-18M	63.1	31.3	13.9	35
	20	-25M0-R-20M	64.6		15.5	



Swagelok Elbow Dimensions :

90° Elbows



Tube OD	Basic Ordering Number	Dimensions			
		A	D	E	F
Dimensions, in.					
1/16	-100-9	0.70	0.34	0.05	3/8
1/8	-200-9	0.88	0.50	0.09	3/8
3/16	-300-9	1.00	0.54	0.12	1/2
1/4	-400-9	1.06	0.60	0.19	1/2
5/16	-500-9	1.13	0.64	0.25	9/16
3/8	-600-9	1.20	0.66	0.28	5/8
1/2	-810-9	1.42	0.90	0.41	13/16
5/8	-1010-9	1.50	0.96	0.50	15/16
3/4	-1210-9	1.57	0.96	0.62	1 1/16
7/8	-1410-9	1.76	1.02	0.72	1 3/8
1	-1610-9	1.93	1.23	0.88	1 3/8
1 1/8	B-1810-9	2.17	1.23	0.97	1 11/16
1 1/4	-2000-9	2.67	1.62	1.09	1 11/16
1 1/2	-2400-9	3.10	1.97	1.34	2
2	-3200-9	4.22	2.66	1.81	2 3/4

Tube OD	Basic Ordering Number	Dimensions			
		A	D	E	F, in.
Dimensions, mm					
3	-3M0-9	22.3	12.9	2.4	3/8
4	-4M0-9	25.4	13.7	2.4	1/2
6	-6M0-9	27.0	15.3	4.8	1/2
8	-8M0-9	28.8	16.2	6.4	9/16
10	-10M0-9	31.5	17.2	7.9	11/16
12	-12M0-9	36.0	22.8	9.5	13/16
14	-14M0-9	38.0	24.4	11.1	15/16
15	-15M0-9	38.0	24.4	11.9	15/16
16	-16M0-9	38.0	24.4	12.7	15/16
18	-18M0-9	39.8	24.4	15.1	1 1/16
20	-20M0-9	44.6	26.0	15.9	1 3/8
22	-22M0-9	44.6	26.0	18.3	1 3/8
25	-25M0-9	49.1	31.3	21.8	1 3/8
28	-28M0-9	64.0	36.6	21.8	41 mm
	B-28M0-9	55.4	31.6	24.6	1 11/16
30	-30M0-9	69.9	39.6	26.2	46 mm
32	-32M0-9	72.3	42.0	28.6	46 mm
38	-38M0-9	84.0	49.4	33.7	55 mm
50	-50M0-9	106	65.0	45.2	2 3/4

Swagelok Reducing Elbow Dimensions :

Reducing Elbows

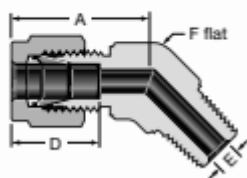
Tube OD		Basic Ordering Number	Dimensions			
T	Tx		A	D	E	F, in.
Dimensions, in.						
1/4	1/4	-400-2R-4	1.06	0.60	0.17	1/2
3/8		-600-2R-4	1.20	0.66	0.17	5/8
3/8	3/8	-600-2R-6	1.20	0.66	0.27	5/8
1/2		-810-2R-6	1.42	0.90	0.27	13/16
1/2	1/2	-810-2R-8	1.42	0.90	0.37	13/16
Dimensions, mm						
6	6	-6M0-2R-6M	27.0	15.3	4.6	1/2
12	12	-12M0-2R-12M	38.1	22.8	8.8	15/16



Swagelok 45 Degree Elbow Dimensions:

45° Elbows

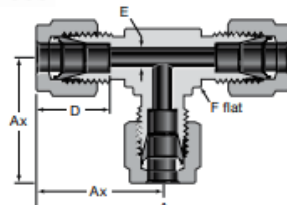
Male



Tube OD	NPT Size	Basic Ordering Number	Dimensions			
			A	D	E ^①	F
Dimensions, in.						
1/4	1/8 1/4	-400-5-2 -400-5-4	0.97	0.60	0.19	1/2
3/8	1/8	-600-5-2	1.10	0.66	0.19	5/8
	1/4	-600-5-4	1.10		0.28	5/8
	3/8	-600-5-6	1.15		0.28	13/16
1/2	3/8	-810-5-6	1.26	0.90	0.38	13/16
	1/2	-810-5-8			0.41	
3/4	3/4	-1210-5-12	1.33	0.96	0.62	1 1/16
1	1	-1610-5-16	1.59	1.23	0.88	1 3/8

Swagelok Tee Dimensions :

Tees

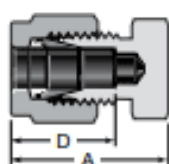


Tube OD	Basic Ordering Number	Dimensions				
		A	Ax	D	E	F
Dimensions, in.						
1/16	-100-3	1.40	0.70	0.34	0.05	3/8
1/8	-200-3	1.76	0.88	0.50	0.09	3/8
3/16	-300-3	1.92	0.96	0.54	0.12	7/16
1/4	-400-3	2.12	1.06	0.60	0.19	1/2
5/16	-500-3	2.34	1.17	0.64	0.25	5/8
3/8	-600-3	2.40	1.20	0.66	0.28	5/8
1/2	-810-3	2.84	1.42	0.90	0.41	13/16
5/8	-1010-3	3.06	1.53	0.96	0.50	1
3/4	-1210-3	3.14	1.57	0.96	0.62	1 1/16
7/8	-1410-3	3.52	1.76	1.02	0.72	1 3/8
1	-1610-3	3.86	1.93	1.23	0.88	1 3/8
1 1/8	B-1810-3	4.34	2.17	1.23	0.97	1 11/16
1 1/4	-2000-3	5.34	2.67	1.62	1.09	1 11/16
1 1/2	-2400-3	6.20	3.10	1.97	1.34	2
2	-3200-3	8.44	4.22	2.66	1.81	2 3/4

Tube OD	Basic Ordering Number	Dimensions				
		A	Ax	D	E	F, in.
Dimensions, mm						
2	-2M0-3	44.7	22.3	12.9	1.7	3/8
3	-3M0-3	44.7	22.3	12.9	2.4	3/8
4	-4M0-3	50.8	25.4	13.7	2.4	1/2
6	-6M0-3	53.9	27.0	15.3	4.8	1/2
8	-8M0-3	59.7	29.9	16.2	6.4	5/8
10	-10M0-3	63.0	31.5	17.2	7.9	11/16
12	-12M0-3	72.0	36.0	22.8	9.5	13/16
14	-14M0-3	77.6	38.8	24.4	11.1	1
15	-15M0-3	77.6	38.8	24.4	11.9	1
16	-16M0-3	77.6	38.8	24.4	12.7	1
18	-18M0-3	79.6	39.8	24.4	15.1	1 1/16
20	-20M0-3	89.3	44.6	26.0	15.9	1 3/8
22	-22M0-3	89.3	44.6	26.0	18.3	1 3/8
25	-25M0-3	98.3	49.1	31.3	21.8	1 3/8
28	-28M0-3	128	64.0	36.6	21.8	41 mm
	B-28M0-3	103	51.4	31.6	24.6	1 11/16
30	-30M0-3	140	69.9	39.6	26.2	46 mm
32	-32M0-3	145	72.3	42.0	28.6	46 mm
38	-38M0-3	168	84.0	49.4	33.7	55 mm
50	-50M0-3	211	106	65.0	45.2	2 3/4

Swagelok Cap Dimensions :

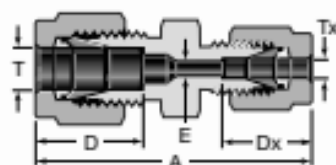
Caps and Plugs



Tube OD	Basic Ordering Number	A	D
Dimensions, in.			
1/16	-100-C	0.59	0.34
1/8	-200-C	0.79	0.50
3/16	-300-C	0.84	0.54
1/4	-400-C	0.92	0.60
5/16	-500-C	0.96	0.64
3/8	-600-C	1.01	0.66
1/2	-810-C	1.21	0.90
5/8	-1010-C	1.24	0.96
3/4	-1210-C	1.27	0.96
7/8	-1410-C	1.37	1.02
1	-1610-C	1.61	1.23
1 1/8	B-1810-C	1.61	1.23
1 1/4	-2000-C	2.10	1.62
1 1/2	-2400-C	2.54	1.97
2	-3200-C	3.41	2.66



Swagelok Reducing Union Dimensions :












Tube OD		Basic Ordering Number	Dimensions			
T	Tx		A	D	Dx	E
Dimensions, in.						
1/8	1/16	-200-6-1	1.22	0.50	0.34	0.05
3/16	1/16	-300-6-1	1.27	0.54	0.34	0.05
	1/8	-300-6-2	1.44		0.50	0.09
1/4	1/16	-400-6-1	1.35	0.60	0.34	0.05
	1/8	-400-6-2	1.52		0.50	0.09
	3/16	-400-6-3	1.55		0.54	0.12
5/16	1/8	-500-6-2	1.56	0.64	0.50	0.09
	1/4	-500-6-4	1.66		0.60	0.19
3/8	1/16	-600-6-1	1.44	0.66	0.34	0.05
	1/8	-600-6-2	1.61		0.50	0.09
	1/4	-600-6-4	1.70		0.60	0.19
	5/16	-600-6-5	1.74		0.64	0.25
1/2	1/8	-810-6-2	1.78	0.90	0.50	0.09
	1/4	-810-6-4	1.85		0.60	0.19
	3/8	-810-6-6	1.91		0.66	0.28
5/8	3/8	-1010-6-6	1.94	0.96	0.66	0.28
	1/2	-1010-6-8	2.05		0.90	0.41
3/4	1/4	-1210-6-4	1.94	0.96	0.60	0.19
	3/8	-1210-6-6	2.00		0.66	0.28
	1/2	-1210-6-8	2.11		0.90	0.41
	5/8	-1210-6-10	2.11		0.96	0.50
1	1/2	-1610-6-8	2.38	1.23	0.90	0.41
	3/4	-1610-6-12			0.96	0.62

Tube OD		Basic Ordering Number	Dimensions			
T	Tx		A	D	Dx	E
Dimensions, mm						
3	2	-3M0-6-2M	35.3	12.9	12.9	1.7
6	2	-6M0-6-2M	38.6	15.3	12.9	1.7
	3	-6M0-6-3M	38.6		12.9	2.4
	4	-6M0-6-4M	39.4		13.7	2.4
8	6	-8M0-6-6M	42.3	16.2	15.3	4.8
10	6	-10M0-6-6M	44.5	17.2	15.3	4.8
	8	-10M0-6-8M	45.1		16.2	6.4
12	6	-12M0-6-6M	47.0	22.8	15.3	4.8
	8	-12M0-6-8M	47.8		16.2	6.4
	10	-12M0-6-10M	48.7		17.2	7.9
14	12	-14M0-6-12M	48.8	24.4	22.8	6.4
15	12	-15M0-6-12M	48.8	24.4	22.8	6.4
16	10	-16M0-6-10M	49.5	24.4	17.2	7.9
	12	-16M0-6-12M	52.0		22.8	9.5
18	12	-18M0-6-12M	53.5	24.4	22.8	9.5
	18	-18M0-6-18M	61.0		31.3	24.4
25	20	-25M0-6-20M	62.3	31.3	26.0	15.9
	18	-30M0-6-18M	75.4		24.4	15.1
	20	-30M0-6-20M	75.4		39.6	26.0
30	25	-30M0-6-25M	80.1	31.3	31.3	21.8
	18	-32M0-6-18M	77.8		24.4	15.1
32	20	-32M0-6-20M	77.8	42.0	26.0	15.9
	25	-32M0-6-25M	82.3		31.3	21.8
	20	-38M0-6-20M	87.5		26.0	15.9
38	25	-38M0-6-25M	92.0	49.4	31.3	21.8
	30	-38M0-6-30M	105		39.6	26.2



Types Of Swagelok Tube Fittings :

		
Swagelok Super Duplex Tube Fittings	Swagelok High Pressure Tube Fittings	Swagelok Medium Pressure Tube Fittings
		
Swagelok Titanium Tube Fittings	Swagelok Pipe Fittings	Swagelok Twin Ferrule Fittings
		
Swagelok Brass Flare Fittings	Swagelok Orifice Fitting	Swagelok Tube Cap